



Citizenship and
Immigration Canada

Citoyenneté et
Immigration Canada

CBSA



Manila/Manille

CITIZENSHIP AND IMMIGRATION ***CITOYENNETÉ ET IMMIGRATION*** **CANADA**

MANILA **Philippines**


August 2008



Immigration

- Importance to Canada
 - Historically
 - Today






Emigration

- Importance to the Philippines
 - Job opportunities
 - Remittances
 - Brain drain vs. Brain gain
 - Canada is a preferred destination





2008 Manila Targets

- Economic Immigrant 11,925
- Family Class 4,800
- Total for 2008: 16,725





Citizenship and
Immigration Canada

Citoyenneté et
Immigration Canada

CBSA




Manila/Manille

CIC Program in Manila

- 18 Canada-based Officers
- 4 Designated Immigration Officers
- 5 Immigration Program Officers
- 1 Non-immigrant Officer
- 63 Support Staff

Note: excludes emergency employees
and contractors





Permanent Residents

- **Family Class**
 - Spouses
 - Dependant Children
 - Parents and Grandparents

- **Economic Class**
 - Skilled Workers –Bill C50
 - Provincial Nominees
 - Investors, Entrepreneurs and Self-Employed



Temporary Residents

- **Temporary Resident Visas (visitor visas)**
- **Student Permits**
- **Work Permits**
 - **Temporary Workers-Canadian Experience Class**
 - **Live-in Caregivers**



Citizenship and
Immigration Canada

Citoyenneté et
Immigration Canada

CBSA



Manila/Manille

Medical Program

- Responsible for Philippines, Japan and Korea
- Medical Assessments – 63,056 in 2007 (33.3% increase from 2006)





Citizenship and
Immigration Canada

Citoyenneté et
Immigration Canada

CBSA



Manila/Manille

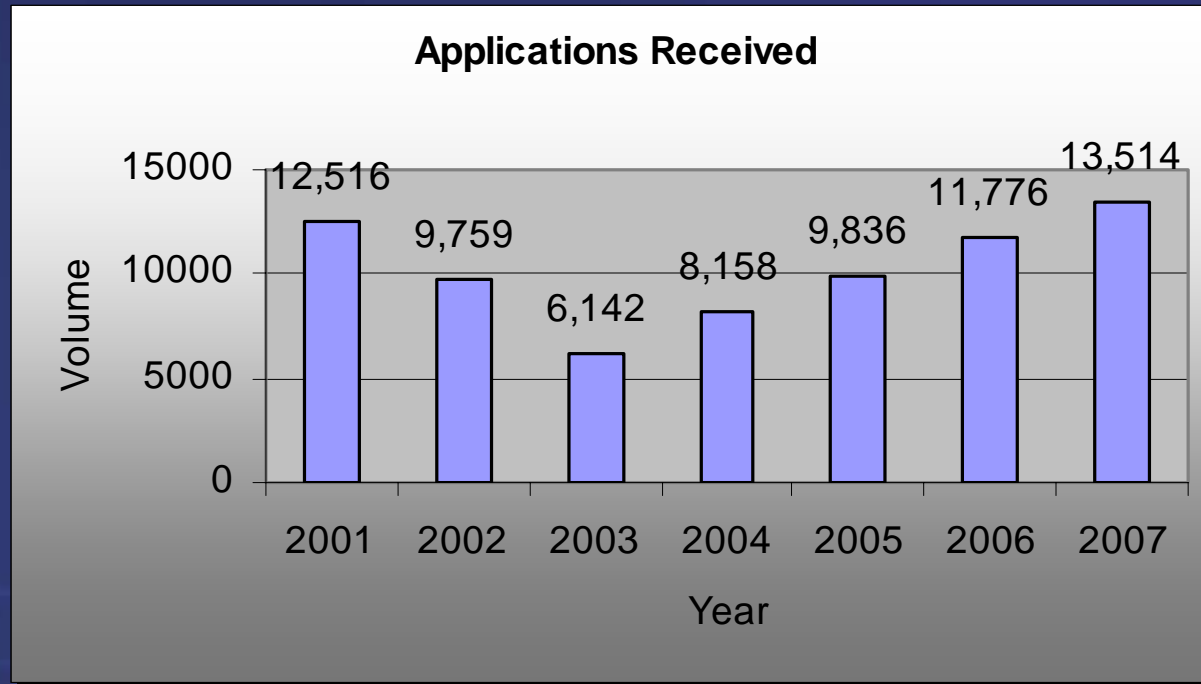
Migration Integrity Program

- Interdiction
- Training
- Intelligence





What We Have Done Lately Permanent Residents

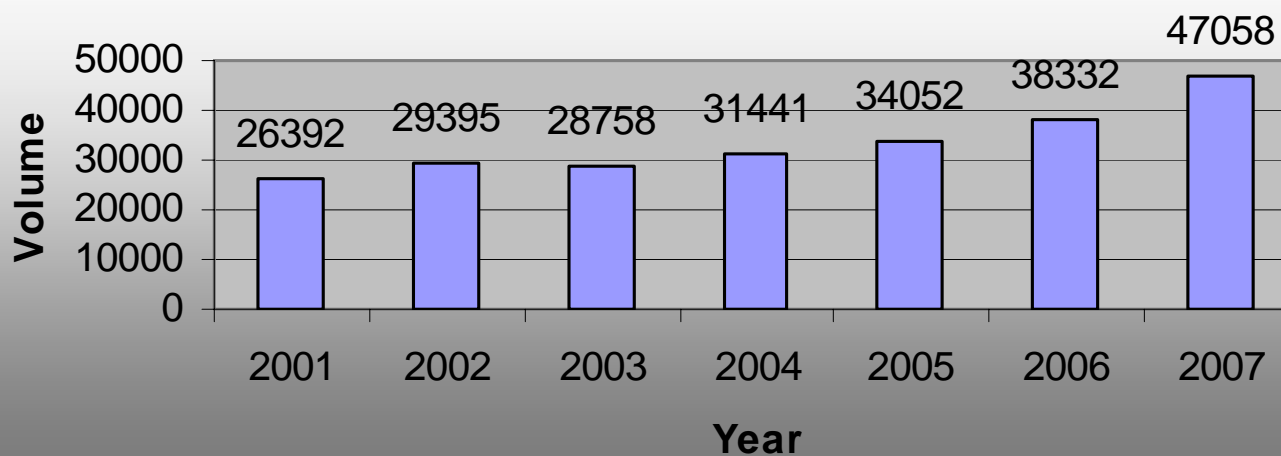





What We Have Done Lately

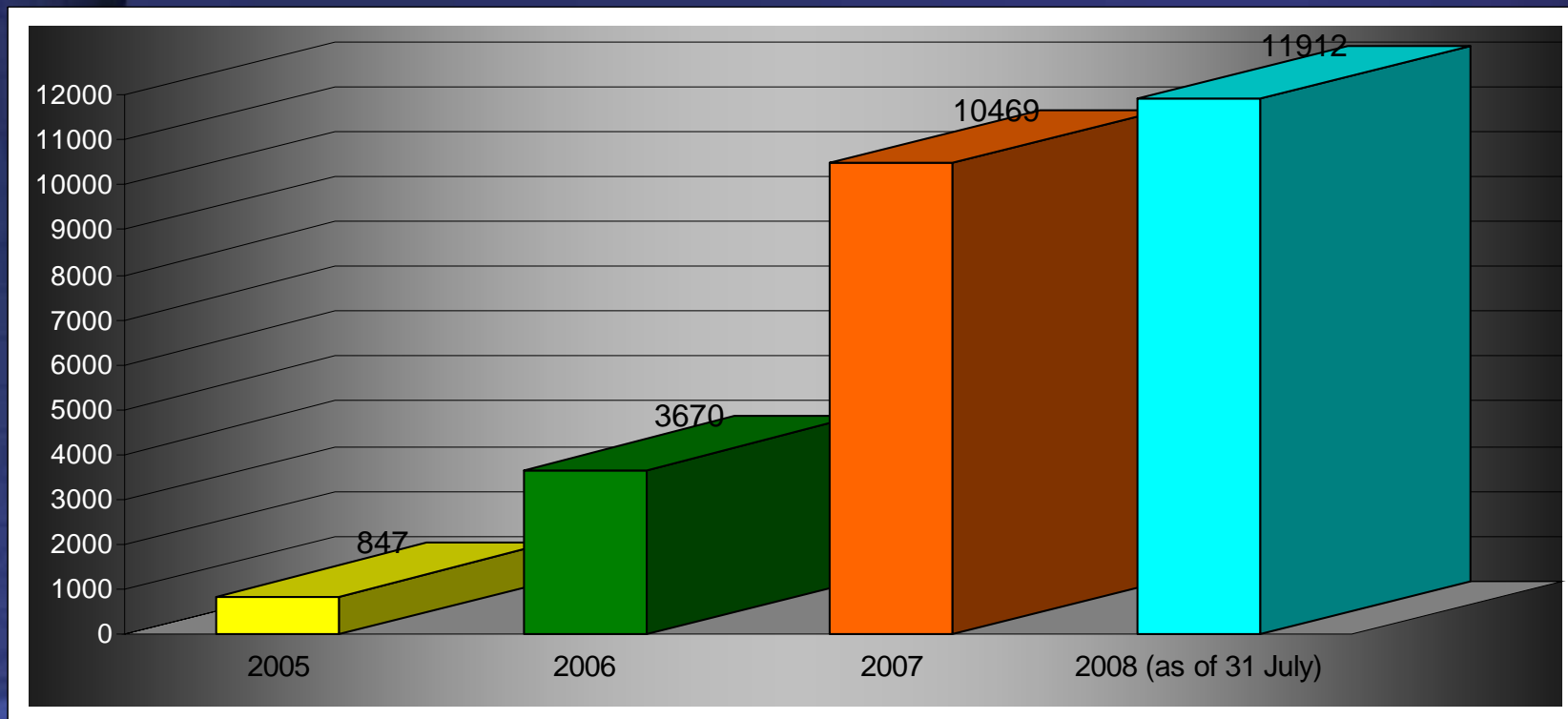
Temporary Residents

Applications Received





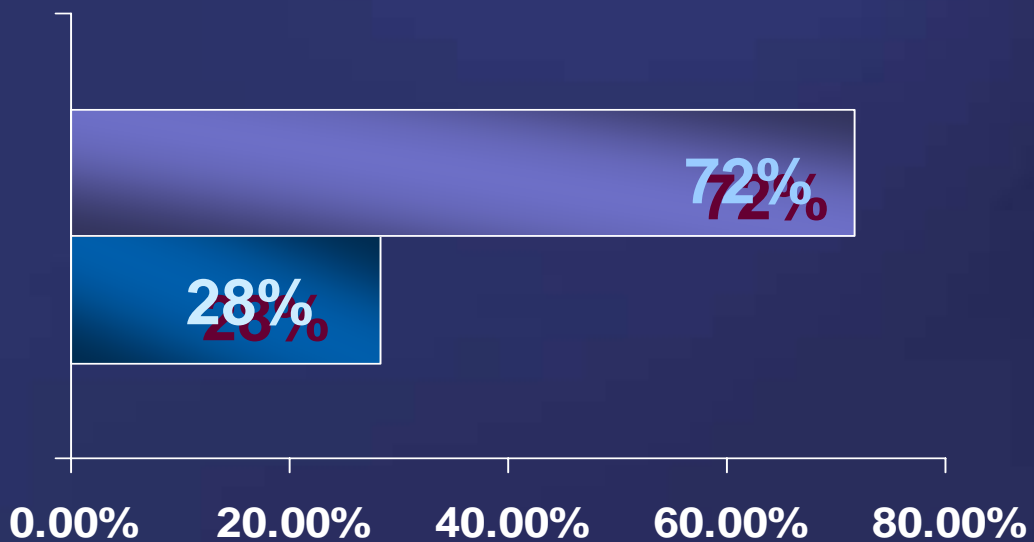
Temporary Workers (Non-Caregivers)





More Numbers ...

Approx.
72%
Approval Rate
for 2008

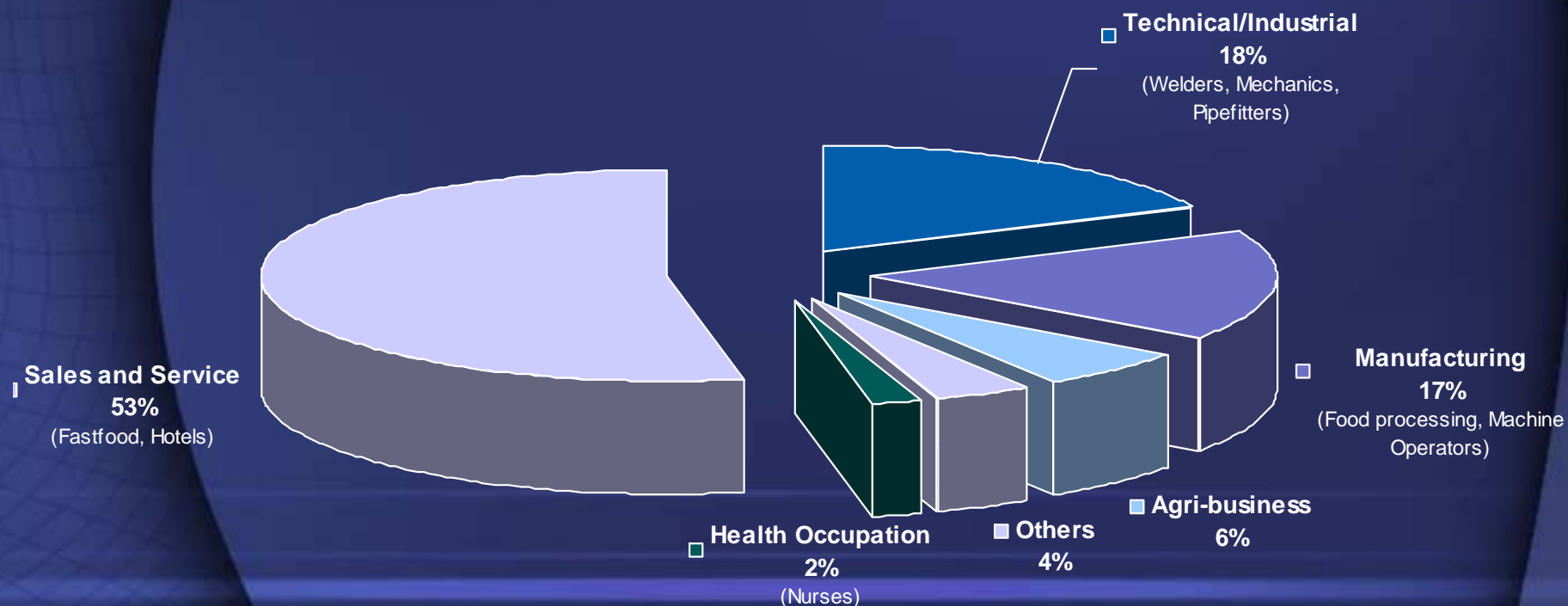



Accept	71.75%
Refuse	28.25%



Did you know?

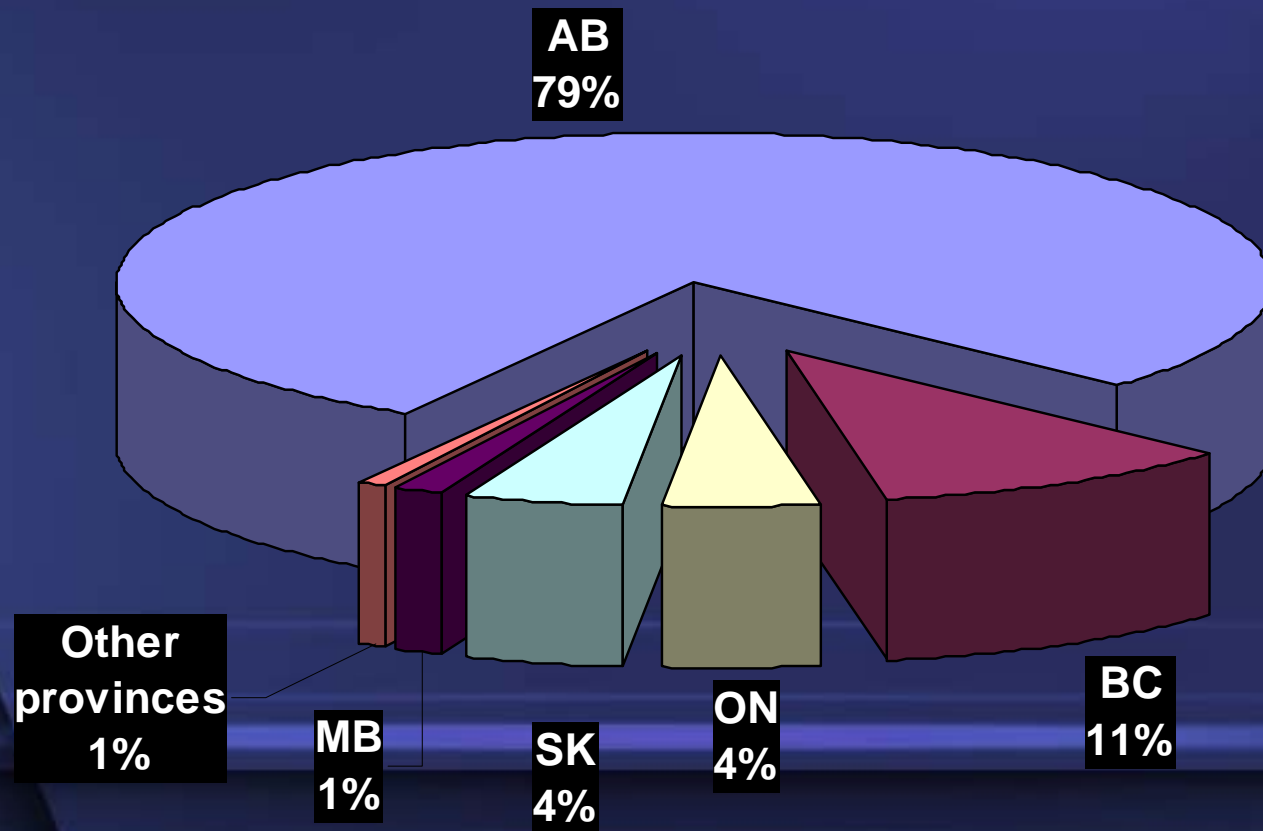
Distribution of Workers by Industry
(based on LMOs encountered, as of 2007-2008 (May 31))





Did you know?

Provincial distribution of work permits issued in 2007-2008 (May 31)





Priorities

First Priority

- Family class spouses and children
- Dependents of live-in caregiver applicants in Canada
- Refugees and Humanitarian cases
- Provincial nominees
- Investors
- Temporary resident cases
- Emergency walk-ins
- Parents and grandparents

Second Priority

- Everything else!





Processing Times

- **Permanent Skilled Workers – 4 to 5 years**
- **Spouses and Dependent Children – 6 months**
- **Provincial Nominees – 8 to 11 months**
- **Visitors and Students – 2 to 3 weeks**
- **Temporary Workers – 12-14 weeks**
- **Live-in caregivers – 12 to 18 months**





Future

- Will the demand for quality immigrants and workers continue?
 - Economy softening
 - Workers on the move domestically/from US
 - Low birth rate
 - Aging population
- Better matching of skilled workers and job opportunities
 - Accreditation
 - Partnering
 - Formal agreements





Future

- Address Fraud
 - Applicants
 - Recruiters
 - Employers
 - Educational institutions
- Reducing processing times
- Ethical and sustainable migration
- The Philippines will continue to be one of the top immigration source countries



Citizenship and
Immigration Canada Citoyenneté et
Immigration Canada

CBSA



Manila/Manille

The End

Fin